

APPENDIX "4"

It might be interesting to show a few figures from the 1981 Census as published in:

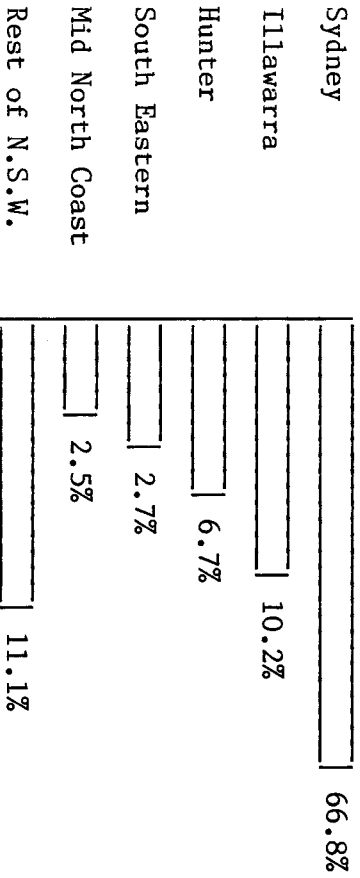
Ethnic Communities in N.S.W. A Handbook of Statistics, Pages 25,26,27 and 28.

Published by: The Ethnic Communities Council of N.S.W., September, 1983.

1. Persons born in the Netherlands & living in N.S.W. - 25,128 Males - 13,758 Females - 11,370

2. Where do they live in N.S.W.?

2a Statistical Divisions



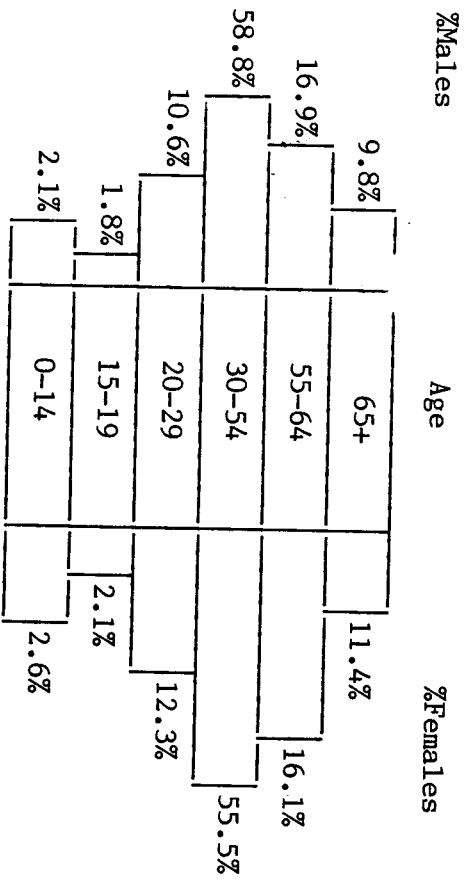
(Appendix 4 cont'd)

2b Local Government Areas in Sydney Statistical Division

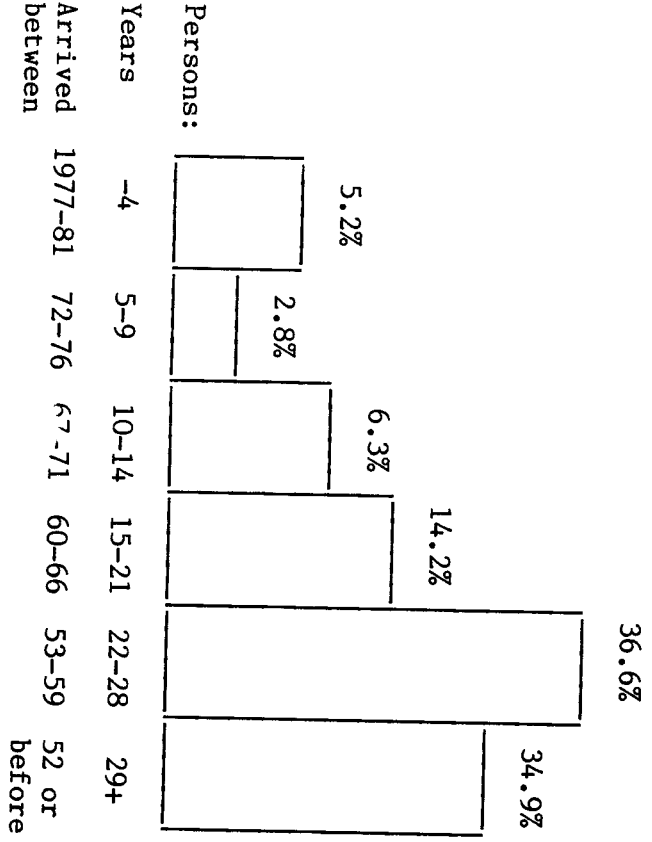
LGA	%
Warringah	11.1
Blacktown	8.7
Penrith	7.4
Sutherland	6.8
Hornsby	4.3
Baulkham Hills	3.9
Blue Mountains	3.6
Fairfield	3.5
Rest of Sydney	50.7

(Appendix 4 Cont'd)

3. How old are they?



4. How long have they lived here?



(Appendix 4 Cont'd)

5. English language ability (persons aged 5 years +)

